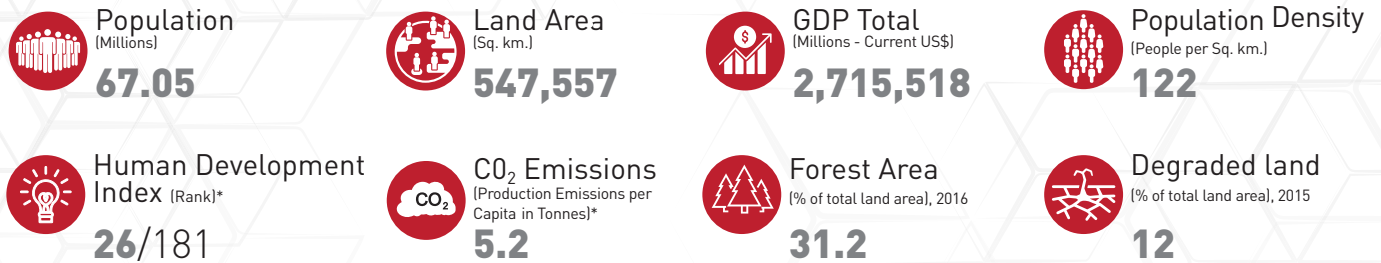


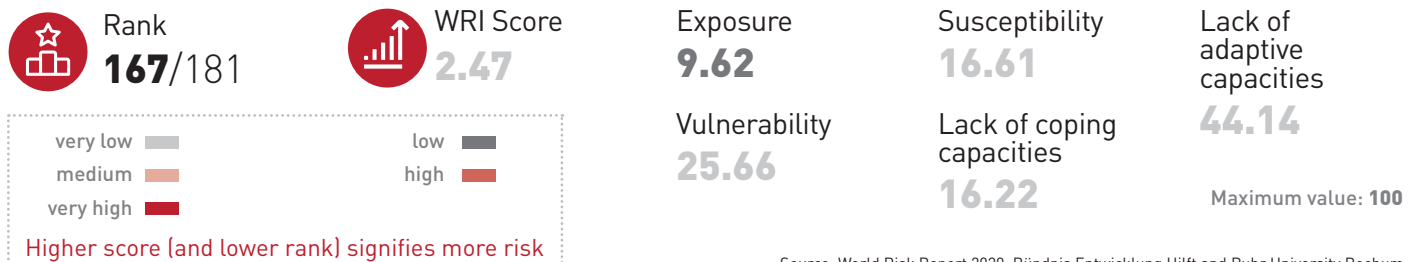
# FRANCE



Source: World Bank Data, 2019 / \*Source: Human Development Reports, UNDP, 2019

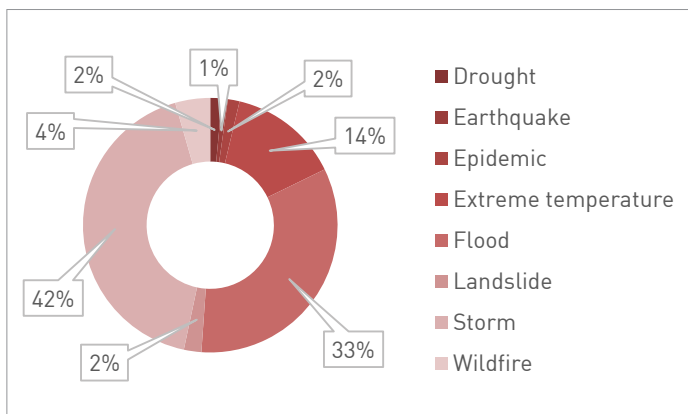
## HAZARD PROFILE

### A. WORLD RISK INDEX

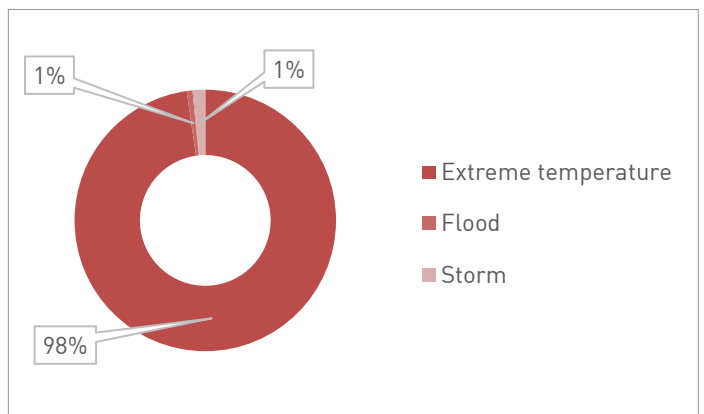


Source: World Risk Report 2020, Bündnis Entwicklung Hilft and Ruhr University Bochum

### B. Frequency of disasters (1990-2020)






### C. Mortality due to disasters (1990-2020)



Source: CRED-EMDAT, 2021

### D. Average Annual Loss (AAL) by Hazard (1990-2014)

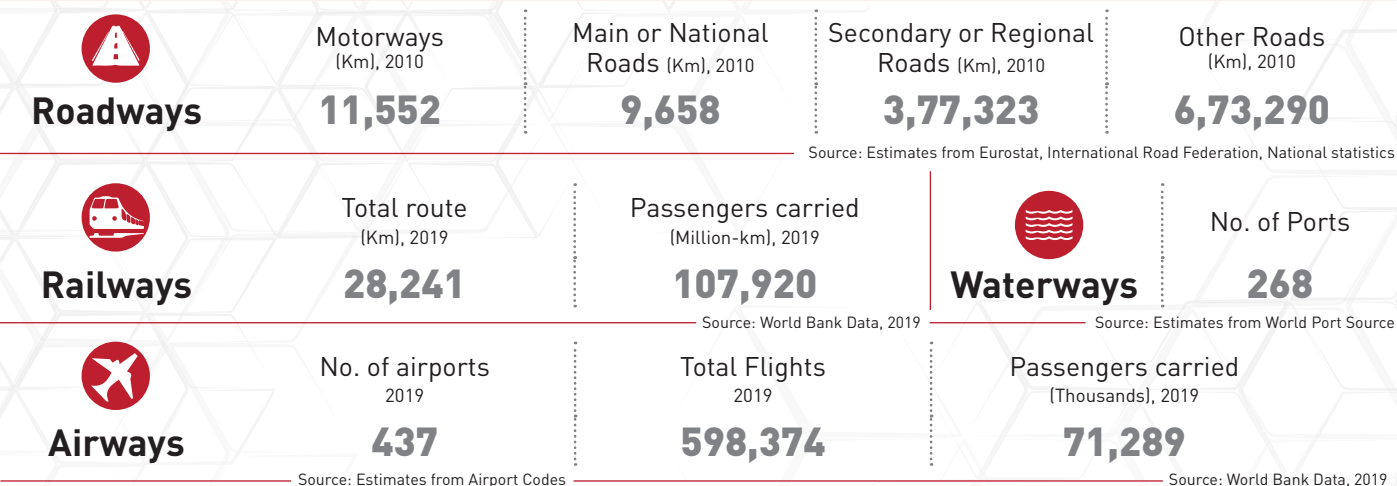
Hazard	Absolute [Million US\$]	Capital stock [%]	Investments (GFCF*) [%]	Social exp [%]	Total Reserves [%]	Gross Savings [%]
 <b>Flood</b>	<b>3,091.69</b>	<b>0.030</b>	<b>0.590</b>	<b>0.299</b>	<b>6.080</b>	<b>0.559</b>
 <b>Earthquake</b>	<b>501.01</b>	<b>0.005</b>	<b>0.096</b>	<b>0.049</b>	<b>0.985</b>	<b>0.091</b>
 <b>Wind</b>	<b>0.80</b>	<b>0.0</b>	<b>0.0</b>	<b>0.0</b>	<b>0.002</b>	<b>0.0</b>

\*Gross Fixed Capital Formation

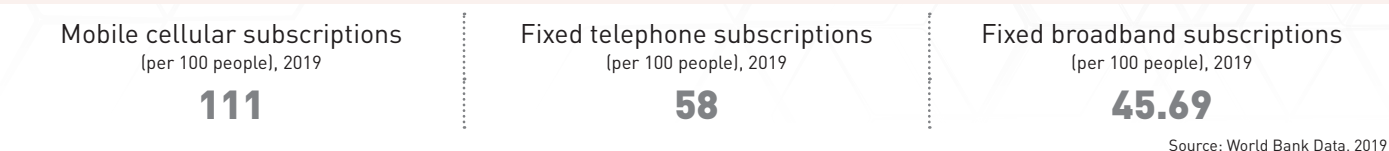
Source: Global Assessment Report on Disaster Risk Reduction, 2015

# INFRASTRUCTURE PROFILE

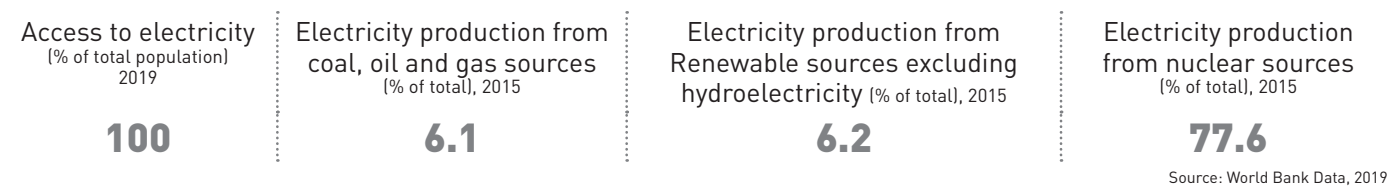
## A. Transportation



## B. Telecommunications



## C. Energy and Power



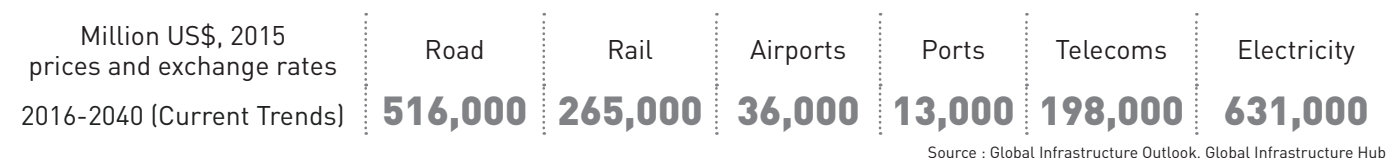
## D. Healthcare



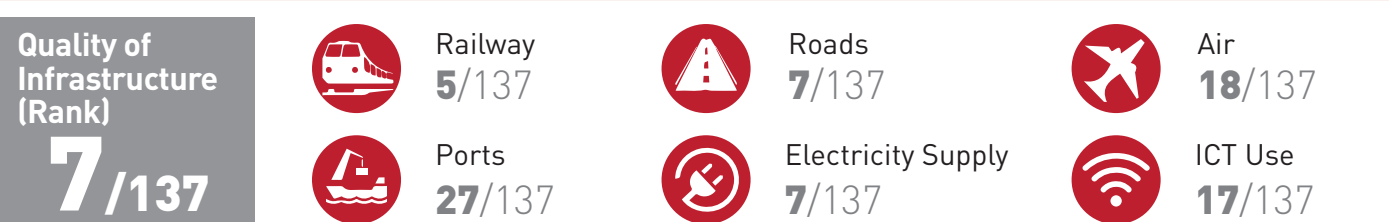
## E. Water and Sanitation



## Projected Infrastructure Investments



## Global Competitiveness Index



Glossary